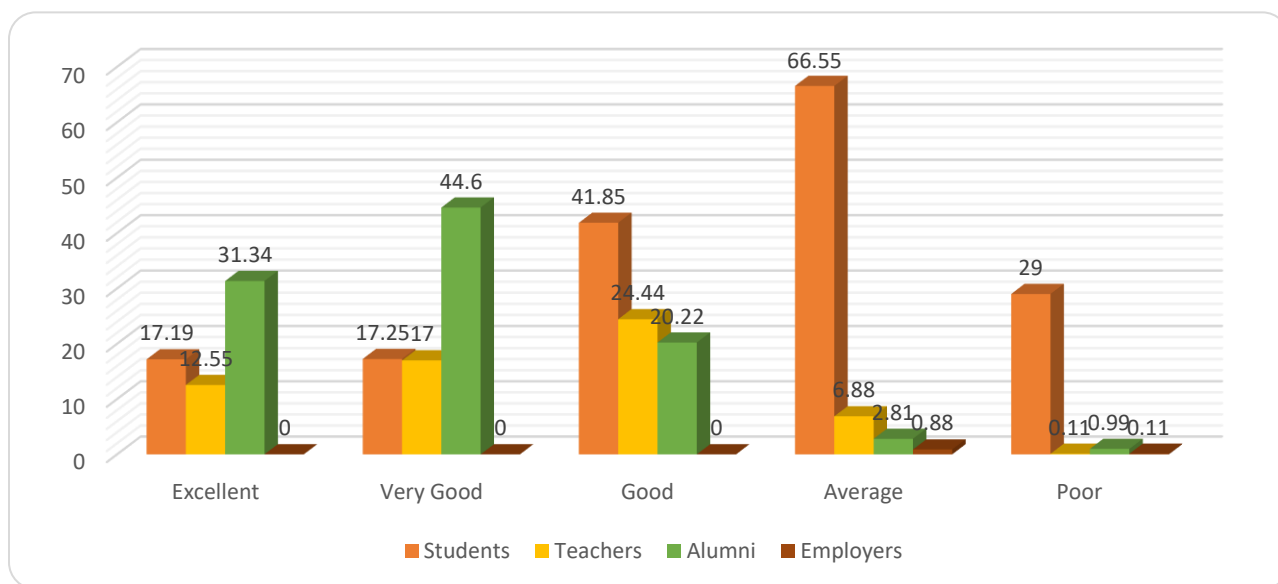


**S. S. P. Mandal's  
Chandmal Tarachand Bora College, Shirur**

**Analysis of Feedback on Syllabus Design and Review (SDR)**

**SUMMARY A.Y. 2018-19**

| Feedback  | Total Responses | Excellent                        | Very Good                        | Good                             | Average                         | Poor                           |
|-----------|-----------------|----------------------------------|----------------------------------|----------------------------------|---------------------------------|--------------------------------|
| Students  | <b>612</b>      | <b>105.22</b><br><b>(17.19%)</b> | <b>105.55</b><br><b>(17.25%)</b> | <b>256.11</b><br><b>(41.85%)</b> | <b>66.55</b><br><b>(10.87%)</b> | <b>29</b><br><b>(4.74%)</b>    |
| Teachers  | <b>61</b>       | <b>12.55</b><br><b>(20.57%)</b>  | <b>17</b><br><b>(27.87%)</b>     | <b>24.44</b><br><b>(40.07%)</b>  | <b>6.88</b><br><b>(11.28%)</b>  | <b>0.11</b><br><b>(0.18%)</b>  |
| Alumni    | <b>67</b>       | <b>21</b><br><b>(31.34%)</b>     | <b>29.88</b><br><b>(44.60%)</b>  | <b>13.55</b><br><b>(20.22%)</b>  | <b>1.88</b><br><b>(2.81%)</b>   | <b>0.66</b><br><b>(0.99%)</b>  |
| Employers | <b>01</b>       | <b>0(0%)</b>                     | <b>0(0%)</b>                     | <b>0(0%)</b>                     | <b>0.88</b><br><b>(88.88%)</b>  | <b>0.11</b><br><b>(11.11%)</b> |



**Dr. K. C. Mohite**

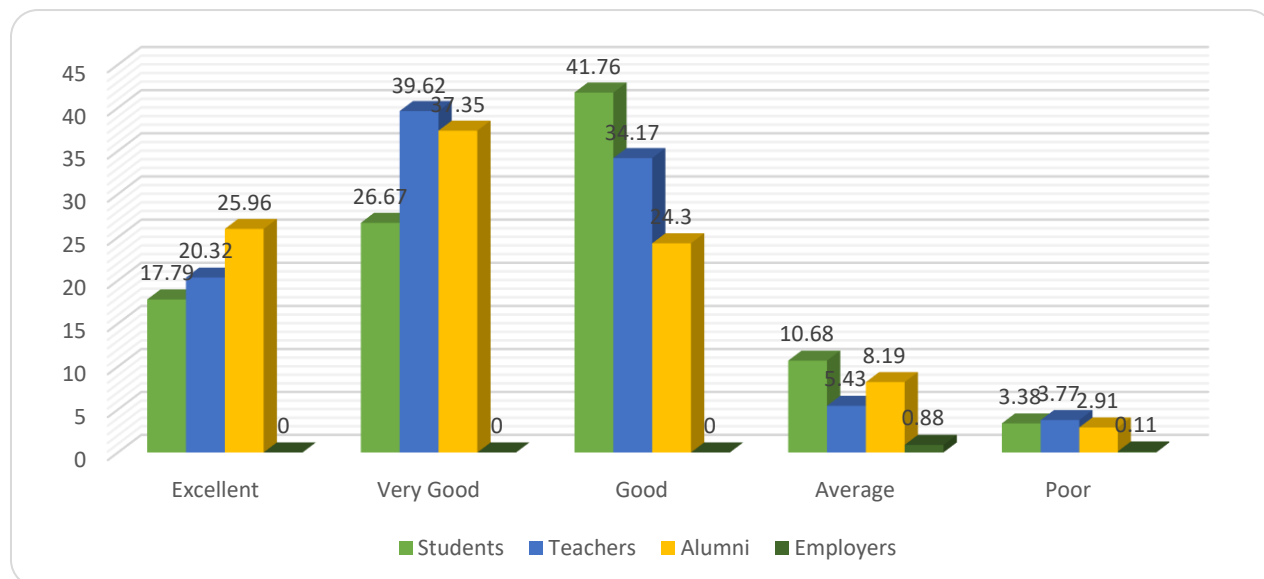
**Principal**

**S. S. P. Mandal's**  
**CHANDMAL TARACHAND BORA COLLEGE, SHIRUR**

Analysis of Feedback on Syllabus Design and Review (SDR)

**SUMMARY A.Y. 2019-20**

| Feedback         | Total Responses | Excellent          | Very Good          | Good               | Average           | Poor             |
|------------------|-----------------|--------------------|--------------------|--------------------|-------------------|------------------|
| <b>Students</b>  | 704             | 125.22<br>(17.79%) | 187.78<br>(26.67%) | 294.00<br>(41.76%) | 75.22<br>(10.68%) | 23.78<br>(3.38%) |
| <b>Teachers</b>  | 53              | 10.77<br>(20.32%)  | 21<br>(39.62%)     | 18.11<br>(34.17%)  | 2.88<br>(5.43%)   | 2<br>(3.77%)     |
| <b>Alumni</b>    | 80              | 20.77<br>(25.96%)  | 29.88<br>(37.35%)  | 19.44<br>(24.30%)  | 6.55<br>(8.19%)   | 2.33<br>(2.91%)  |
| <b>Employers</b> | 01              | 0(0%)              | 0(0%)              | 0(0%)              | 0.88<br>(88.88%)  | 0.11<br>(11.11%) |



**Dr. K. C. Mohite**

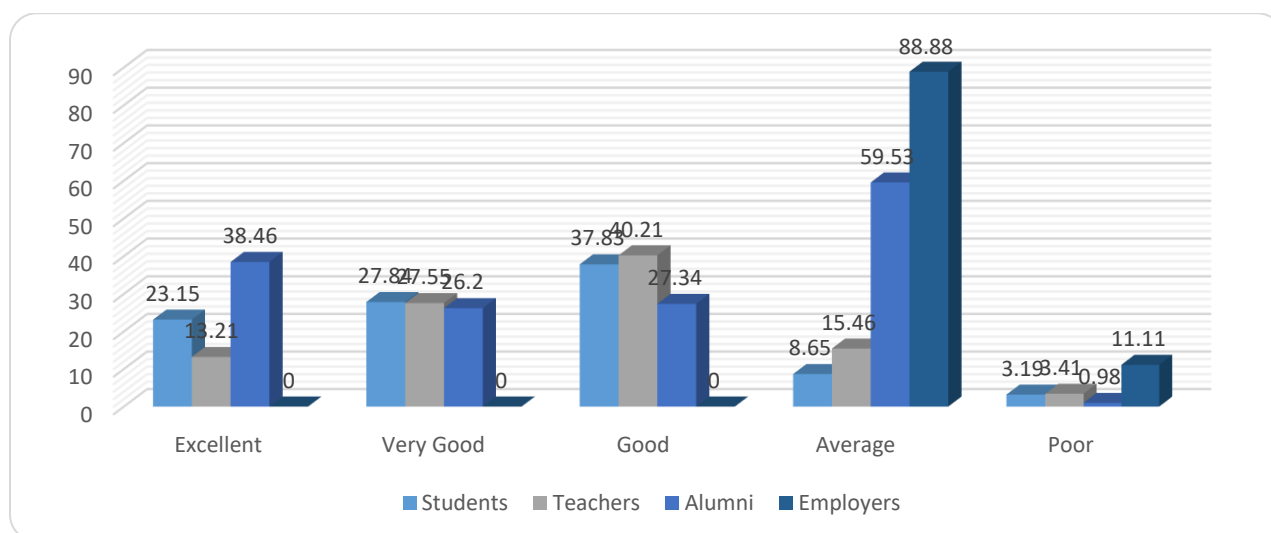
**Principal**

## Chandmal Tarachand Bora College, Shirur

### Analysis of Feedback on Syllabus Design and Review (SDR)

A.Y. 2020-21

| Feedback  | Total Responses | Excellent          | Very Good          | Good               | Average           | Poor             |
|-----------|-----------------|--------------------|--------------------|--------------------|-------------------|------------------|
| Students  | 484             | 110.22<br>(23.15%) | 132.55<br>(27.84%) | 180.11<br>(37.83%) | 41.22<br>(8.65%)  | 15.22<br>(3.19%) |
| Teachers  | 79              | 10.44<br>(13.21%)  | 21.77<br>(27.55%)  | 31.77<br>(40.21%)  | 12.22<br>(15.46%) | 2.7<br>(3.41%)   |
| Alumni    | 78              | 30<br>(38.46%)     | 20.44<br>(26.20%)  | 21.33<br>(27.34%)  | 46.44<br>(59.53%) | 0.77<br>(0.98%)  |
| Employers | 01              | 0(0%)              | 0(0%)              | 0(0%)              | 0.88<br>(88.88%)  | 0.11<br>(11.11%) |



Dr. K. C. Mohite

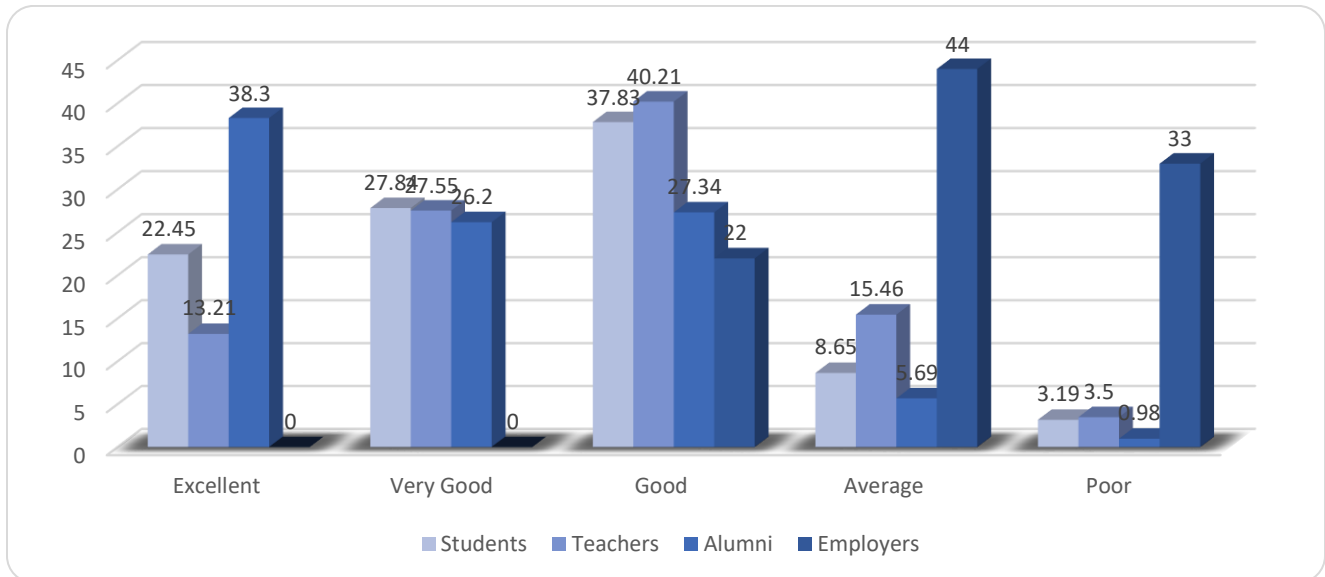
Principal

**Chandmal Tarachand Bora College, Shirur**

*Analysis of Feedback on Syllabus Design and Review (SDR)*

**SUMMARY A.Y. 2021-22**

| Feedback  | Total Responses | Excellent          | Very Good          | Good               | Average           | Poor             |
|-----------|-----------------|--------------------|--------------------|--------------------|-------------------|------------------|
| Students  | 476             | 106.98<br>(22.45%) | 132.55<br>(27.84%) | 180.11<br>(37.83%) | 41.2<br>(8.65%)   | 15.22<br>(3.19%) |
| Teachers  | 79              | 10.44<br>(13.21%)  | 21.77<br>(27.55%)  | 31.77<br>(40.21%)  | 12.22<br>(15.46%) | 2.77<br>(3.5%)   |
| Alumni    | 78              | 29.88<br>(38.3%)   | 20.44<br>(26.2%)   | 21.33<br>(27.34%)  | 4.44<br>(5.69%)   | 0.77<br>(0.98%)  |
| Employers | 01              | 0                  | 0                  | 2(22%)             | 4(44%)            | 3(33%)           |



**Dr. K.C. Mohite**

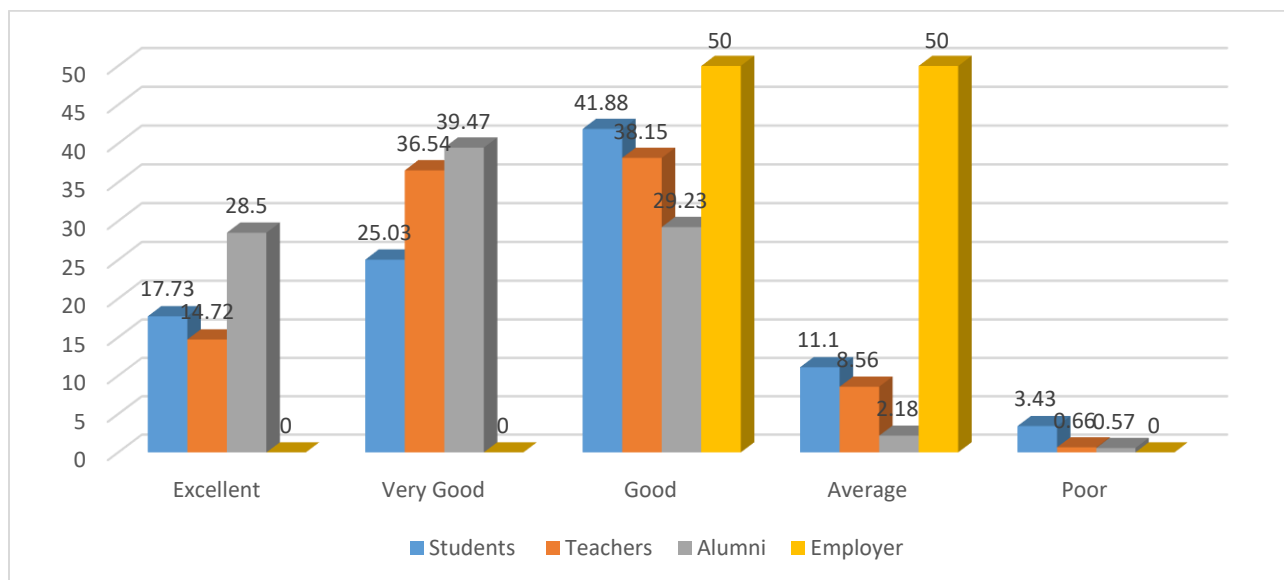
**Principal**

Shirur Shikshan Prasarak Mandal's  
**Chandmal Tarachand Bora College of Arts,  
 Commerce & Science, Shirur**

Analysis of Feedback on Syllabus Design and Review (SDR)

A.Y. 2022-2023

| Feedback         | Total Responses | Excellent           | Very Good           | Good                | Average             | Poor              |
|------------------|-----------------|---------------------|---------------------|---------------------|---------------------|-------------------|
| <b>Students</b>  | 1238            | 219.55<br>(17.73 %) | 309.88<br>(25.03 %) | 518.55<br>(41.88 %) | 137.44<br>(11.10 %) | 42.55<br>(3.43 %) |
| <b>Teachers</b>  | 83              | 12.22<br>(14.72 %)  | 30.33<br>(36.54 %)  | 31.66<br>(38.15 %)  | 7.11<br>(8.56 %)    | 0.55<br>(0.66 %)  |
| <b>Alumni</b>    | 76              | 21.66<br>(28.50 %)  | 30<br>(39.47 %)     | 22.22<br>(29.23 %)  | 1.66<br>(2.18 %)    | 0.44<br>(0.57 %)  |
| <b>Employers</b> | 02              | 00                  | 00                  | 01<br>(50 %)        | 01<br>(50 %)        | 00                |



**Dr. K. C. Mohite**

**Principal**